

BEXLEY seating

PRODUCT DETAILS

Bexley bench without back

The Bexley bench consists of seating slats bolted onto metal bench legs and is available with or without armrests.

The bench is available with a choice of materials and finishes to suit your scheme and budget.

Materials

Slats - can be either FSC treated redwood, FSC iroko hardwood or mild steel RHS.

Legs and armrests - can be either mild steel or stainless steel.

Finishes

Timber - as standard, will be supplied with a natural finish.

Mild steel - as standard, will be supplied with a hot dip galvanised finish.

Stainless steel - as standard, will be supplied with a dull polished (brushed) finish.

Options

Choose the seat lengths, radius for curved benches, material, finishes and installation type.

Accessories

Choose from optional armrests, anti-skating studs and LED lighting.

Delivery

The benches will be factory assembled and delivered to site fully assembled, for off loading and placing in position.

Street Design Limited

Unit 47
Hayhill Industrial Estate
Barrow upon Soar
Leicestershire LE12 8LD

Contact us:

Telephone: 01509 815335

Fax: 01509 815332

Email: sdl@street-design.com

Web site: www.street-design.com

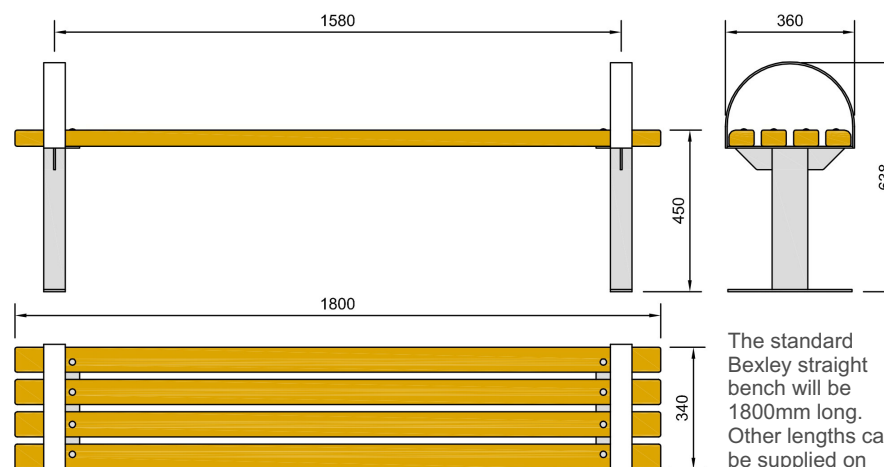


Bexley curved bench with natural finish FSC iroko hardwood slats on galvanised and powder coated mild steel bench legs with optional armrests.



Bexley bench with galvanised and powder coated mild steel slats on galvanised and powder coated mild steel bench legs with optional armrests.

Overall dimensions



The standard Bexley straight bench will be 1800mm long. Other lengths can be supplied on request.

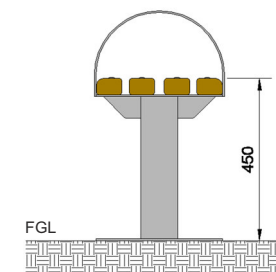
The standard Bexley curved bench will have an internal radius of 3435mm. Other radii can be supplied on request.

Bexley straight bench - plan

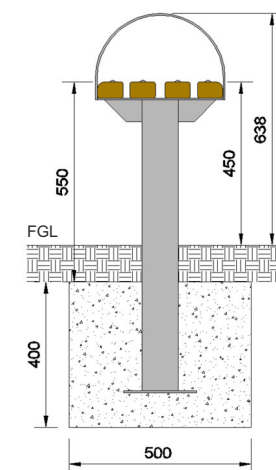
Bexley curved bench - plan

Installation options

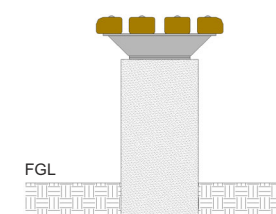
Bexley straight and curved benches can be supplied for installation above or below finished ground level. The benches can be manufactured and supplied for fixing onto a wall. Mild or stainless steel brackets are supplied to fix the bench top to the wall.



Above ground installation
The assembled Bexley bench will be secured to the finished ground level with suitable fixings for the surface type.



Below ground installation
The assembled Bexley bench will be set into concrete foundations 500x400x400mm deep.



Wall mounted bench
The assembled Bexley bench top will be secured to the wall with suitable fixings for the wall type.