

BOURNEMOUTH planter

LED LIGHTING

Bournemouth planters can be manufactured and supplied to include plinth, side and top lighting, all specified to illuminate the planter or the surrounding paving.

Plant, up lighting and down lighting can be used to create a dramatic planting scheme by introducing colours or feature spot lighting. We have created seven types of basic lighting to enhance your scheme and the planting. The seven types of lighting are shown below. The lighting types can be specified individually or they can be grouped together to create a range of lighting effects.

In its basic form, the lighting is available as cool white, warm white, blue, green or red LED units. More complex lighting can be supplied, including twilight switches, PIR sensors, timers, infrared, ultraviolet and royal blue emitters, PWM dimmers, RGB, UPS, DMX and remote control units.

Overview

Street Design is pleased to announce new designs of wood and metal planters featuring integrated lighting as standard. These designs make full use of safe, eco-friendly, low-power, low-voltage, high-efficiency LED lighting with a broad choice of placements, brightness and colours.

Our LED lighting units can handle all of the tasks formerly undertaken by tungsten, halide and fluorescent lamps, and out-perform them in every department. They are extremely flexible - we can supply almost any configuration of lighting to a client's specification using our standard lighting units in these purpose-designed planters.


The lighting units can be powered by either a low voltage DC supply or mains electricity. The choice of light levels and power units is also broad. Our standard power supply pumps out 12 Volts at 4 Amps, in LED terms enough for a very bright planter. The entire range is from 1 Watt to 1,000 Watts.

This page outlines the different types of lighting available and shows examples of the uses to which the lighting units can be put.

Street Design Limited

Unit 47
Hayhill Industrial Estate
Barrow upon Soar
Leicestershire LE12 8LD


Contact us:
Telephone: 01509 815335
Fax: 01509 815332
Email: sdl@street-design.com
Web site: www.street-design.com




Plinth lighting - LED lighting is fitted to the inside of the planter, located under the base floor, offering a pool of light around the bottom of the planter.



Side lighting - holes are manufactured into the side walls of the planter to allow the LED lighting to create a decorative feature to the sides of the planter



Down lighting - An LED light is pole mounted in the centre of the planter, illuminating the complete planter top and planting. Depending on the height, the surrounding ground can be illuminated if required.



Up lighting - LED up lighting is fitted to the inside top of the planter, creating a rim of light between the planting and the planter



Plant lighting - LED lights are supplied to illuminate and make features of the planting

Plinth lighting

Plinth lighting is available in warm and cool white, standard LED colours, and RGB strips that allow almost any colour to be mixed. Plinth lighting can also be specified for one or more sides (or arcs) of a planter and at any power level between 1 Watt per metre and 40 Watts per metre. Our standard plinth light is warm white and operates at 6 Watts per metre and provides a noticeable light up to one metre from the edge of the planter (though this depends on ambient lighting levels and the reflectivity of the ground surface).

Side lighting

Side lighting is offered as feature, decorative lighting from cut-outs in the horizontal timber slats. Low powered LED ribbons provide a point of interest on these planters. These lamps are very noticeable even under extremely bright conditions, and are quite dazzling at night.

Plant lighting

The plant lighting array is positioned down at planting level. Four LED lighting battens are fixed to the inside edges at the top of the planter. The lights are angled up and illuminate the underside of the flora, a striking and unusual effect. Fortunately, the plants don't seem to mind.

Up Lighting

Spotlights fitted within the planter can be angled up to illuminate large plants, bushes and trees several metres above the planter surface. LED emitters rated at 1, 3 or 5 Watts are equipped with 5, 15, 25 or 45 degree collimating lenses to send a narrow beam of white or coloured light to illuminate the chosen feature high above the planter. The layout of the planting can conceal the light sources to enhance the effect.

Down Lighting

Down Lighting in this context is about mounting a lamp with a lens and reflector above the planting area to provide top-down illumination. The reflectors come in different shapes and sizes to match the light distribution to the shape of the planter. The proximity of the light source and the use of an opaque reflector minimises both the power requirements and the unwanted, upward, light pollution.