

CASTLETON planter

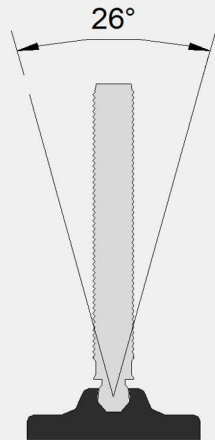
ADJUSTABLE FEET

General details

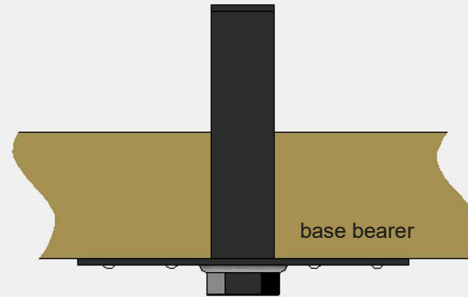
As an extra cost option, Street Design planters can be supplied with adjustable feet. They allow the planter to be levelled, before filling and planting.

Adjustable feet are particularly useful if the planters are likely to be relocated to a new position.

The adjustable foot screw fits into a hex nut, located on the underside of the planter base.




adjustable foot housing



M30 hex full nut

Adjustable Foot Mounting Plate



Adjustable Foot

Fitting and adjustment

The M30 adjustable foot with swivel base, is screwed into adjustable foot mounting plate.

The mild steel mounting plate with adjustable foot housing, is fixed to the underside of the planter base.

A M30 hex full nut is welded to the underside of the mounting plate.

The adjustable foot is adjusted with a 26mm wrench.



Street Design

Unit 35 Hayhill Industrial Estate Barrow upon Soar Leicestershire LE12 8LD
01509 815335 sdl@street-design.com www.street-design.com



UK Street Furniture Designers & Manufacturers

Base diameter

M30 adjustable foot with swivel base.
The base diameter is 122mm.



Swivel base

The swivel base can adjust to allow for sloping ground with a fall of up to 1 in 2.06 (26°).



Bolt down base

For extra security, it is possible to drill and bolt through the base of the adjustable feet.

